

BetterMe for Business Zoom User Guide

BetterMe

BetterMe

Workouts at work



Stretch at Your Desk

Reduce neck and shoulder stiffness



Stress-Busting Yoga

Find release through mind-body practice



Easy Cardio on the Chair

Push through your mid-afternoon slump

Meditations at work



Pre-Meeting Breathing

Unwind and get ready for the meeting



Clear Mind Meditation

Calm nerves and handle work-related stress



Breathe Into Work

Stay focused, calm, and productive

Contents

01/ Installation

How to access BetterMe through Zoom

02/ Usage

Opening the application

Logging in

Playing content

Sharing content in a meeting

03/ Removing

How to uninstall the App from Zoom Marketplace

BetterMe

01/

Installation

BetterMe

How to access BetterMe through Zoom

You can install and access BetterMe for Business through Zoom via:

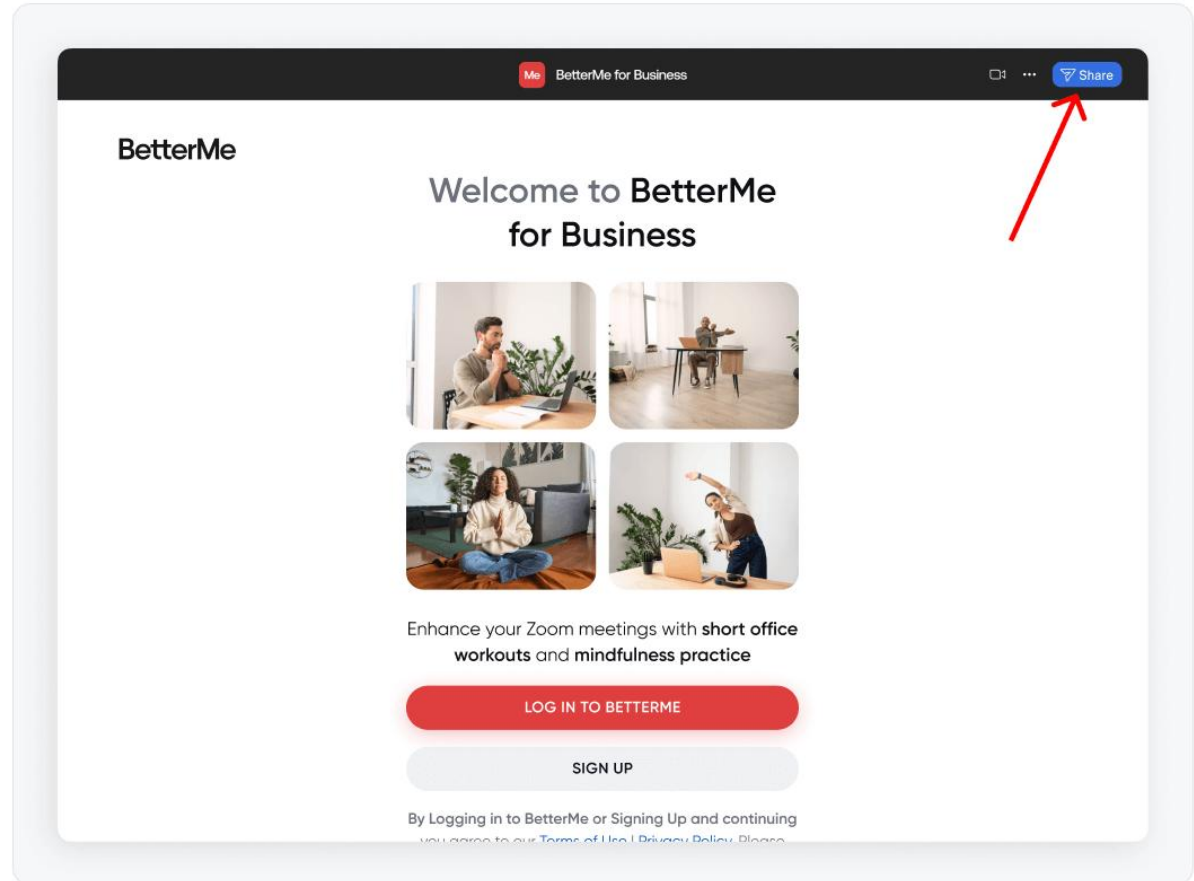
- In-app sharing
- Zoom Marketplace

BetterMe

Via in-app sharing

To share the BetterMe app, click on the paper plane "Share" button in the top right corner of the application.

BetterMe



Via Zoom market place

You can also install the BetterMe for Business app using Zoom.

You need to go to the Apps section and search for "BetterMe for Business".

1. Go to apps

2. Type "BetterMe for Business" in the search bar and install.

BetterMe

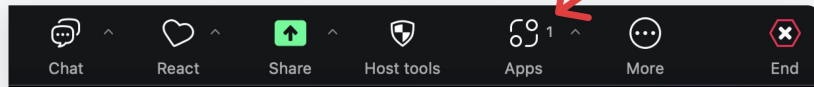
02/

Usage

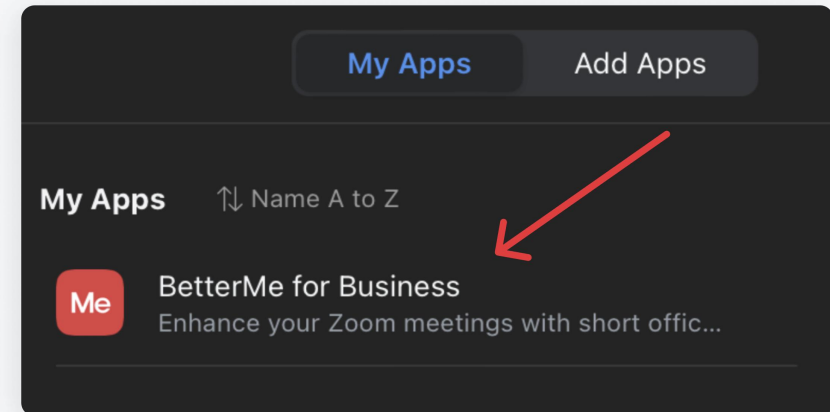
BetterMe

Opening the application

When in a meeting, click “Apps” at the bottom of the window.



Find the BetterMe for Business app.
Please note that it needs to be installed:



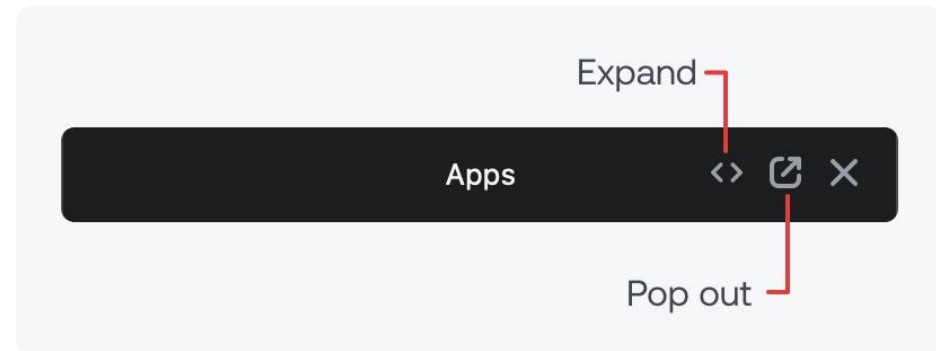
BetterMe

Opening the application

The app will load in the side menu by default.

If you want it to go full screen, press the "<>" icon.

To open it in a new window, click "↗" and then "Pop out".



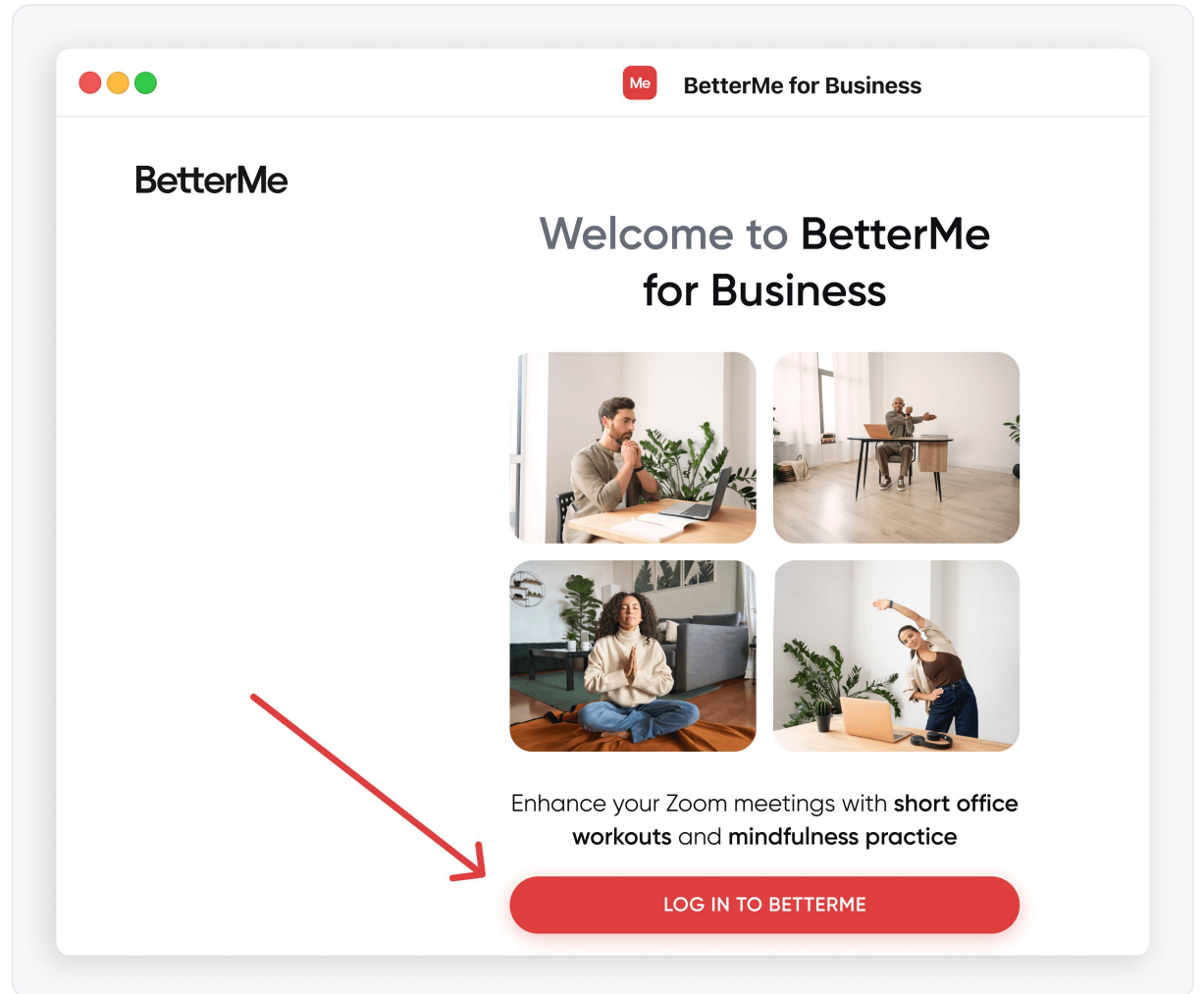
BetterMe

Logging in

To log in, click “Log in to BetterMe”

Enter your login and password - and you're in.

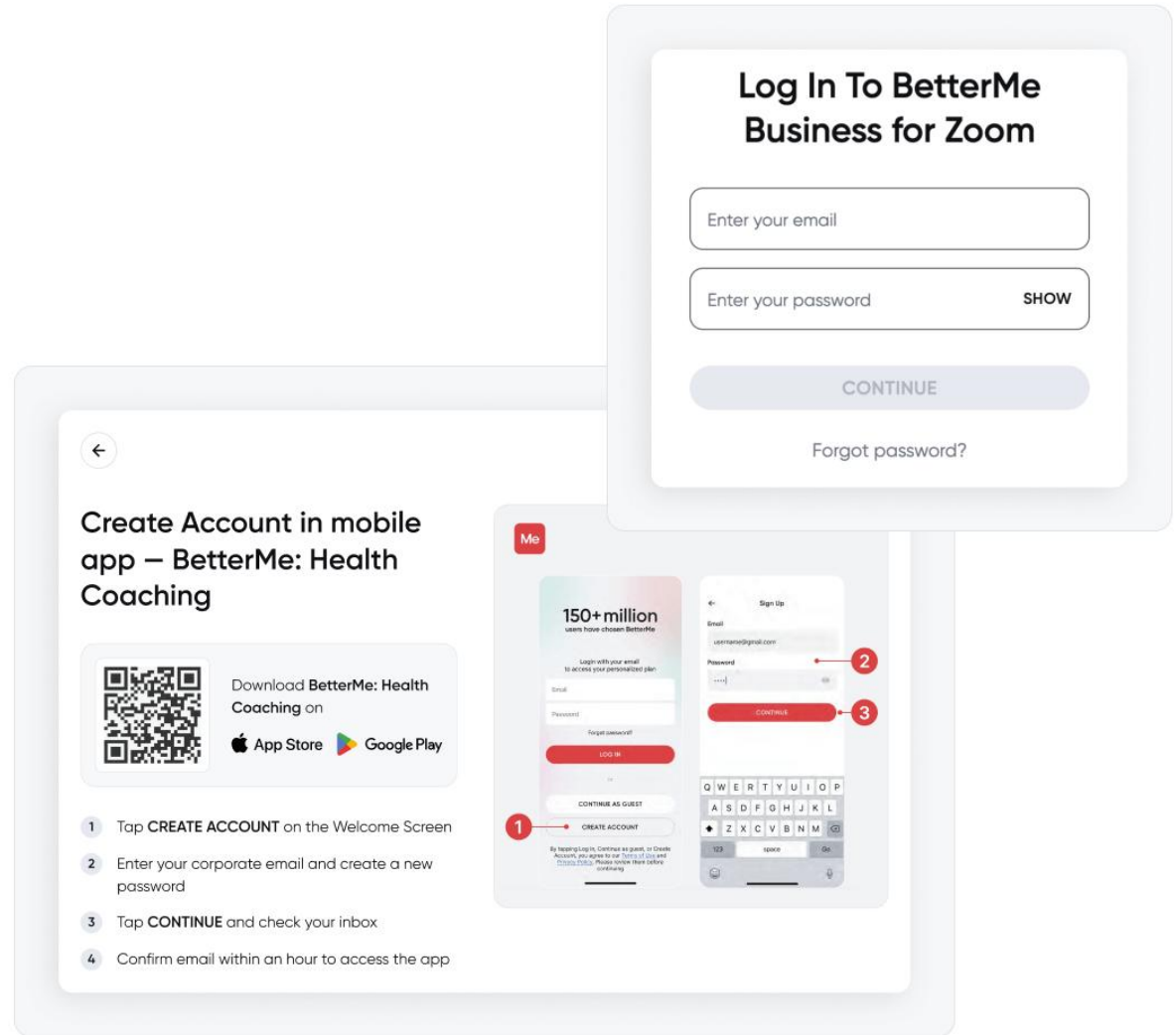
BetterMe



Logging in

You can also login to BetterMe or create an account via our mobile app.

BetterMe




Playing content

Once you are logged in, you can go through our video content library and choose what you want to watch.


BetterMe

BetterMe


Workouts at work




Stretch at Your Desk
Reduce neck and shoulder stiffness



Stress-Busting Yoga
Find release through mind-body practice




Easy Cardio on the Chair
Push through your mid-afternoon slump




Neck and Shoulder
Stretch your upper back and shoulders


Meditations at work




Meditation
Find focus and calm



Meditation
Reduce stress and improve focus



Meditation
Boost productivity and energy



Meditation
Improve mood and reduce anxiety

02/USAGE

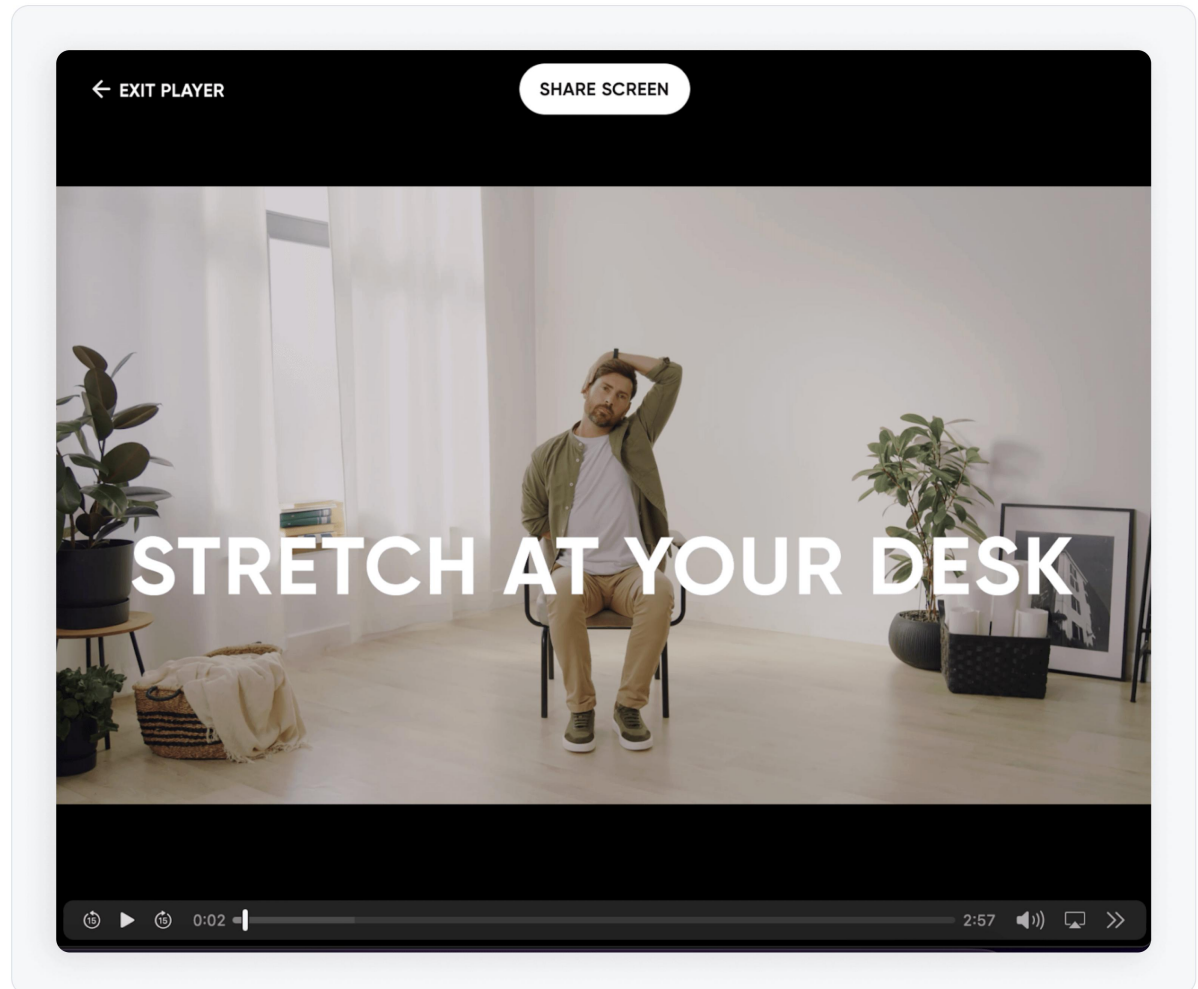
Playing content

Click on your chosen video.

Our media player has all the standard controls.

If you want to share your screen in the meeting with audio included, find the instructions in the next section.

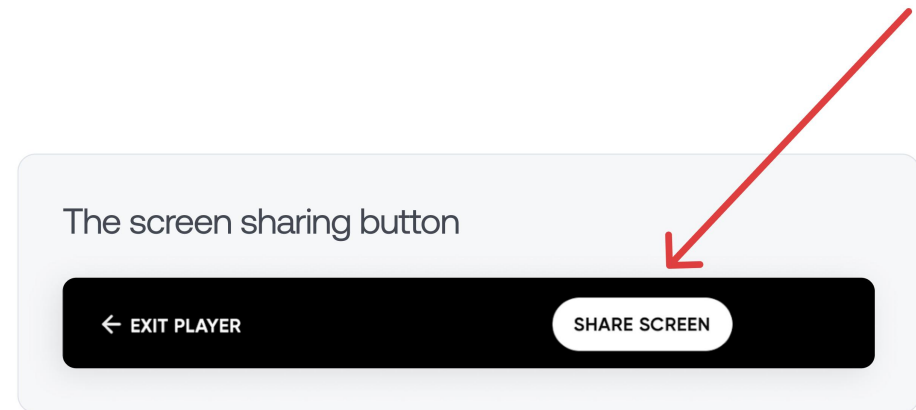
BetterMe




Sharing content in a meeting

Once you pick your content and click on it, a "Share Screen" button will appear.

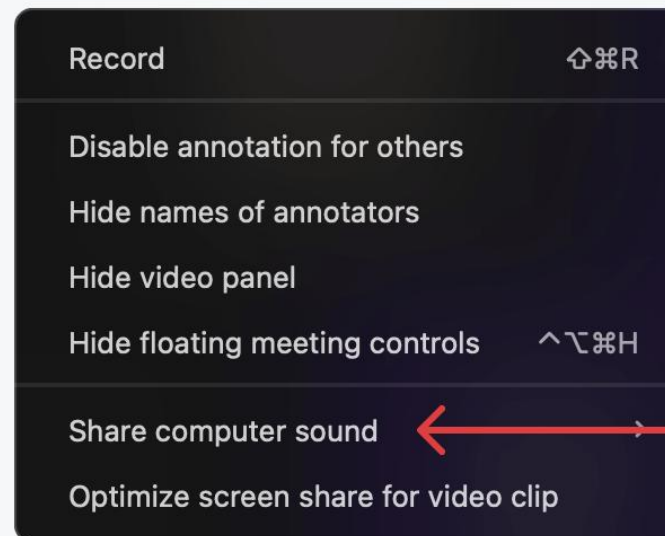
By clicking on it, you will share the app in the meeting. If the app is in the side menu, the content will pop out.



Find the floating toolbar and click “More”



Check “Share computer sound”



03/

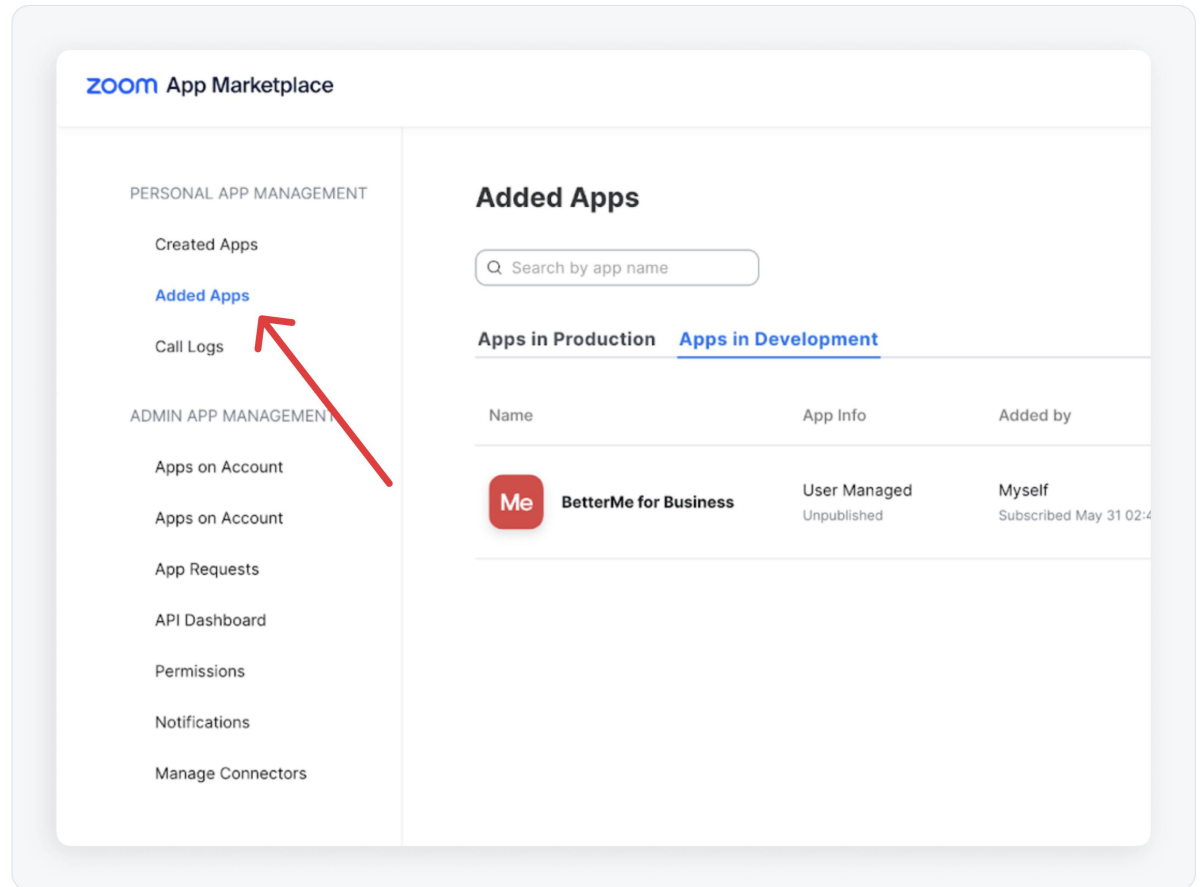
Removing

BetterMe

How to uninstall the App from Zoom Marketplace

1. Log into your Zoom account and go to Zoom App Marketplace.
2. Click Manage >> Added Apps or search for the "BetterMe for Business" app.

BetterMe



03/REMOVING

3. Click the "Remove" button - it's on the right of the application.
4. In the pop-up window, you can provide the reason for removal. Then click "Remove" to finish up.

The screenshot shows the Zoom app management interface. At the top, there is a search bar labeled "Search a published app" and a dropdown menu labeled "Develop". Below this, the "Published Apps" section is visible, with a search input field labeled "Search by app name". The "Apps in Development" section is active, showing a table with columns: "App Info", "Added by", and "Shared Access Permissions". The table contains one entry for "BetterMe for Business" with the following details: "User Managed" (Unpublished), "Myself" (Subscribed May 31 02:45 PM), and "Not Authorized" (Update). A "Remove" button is located to the right of the "BetterMe for Business" entry, highlighted by a red arrow. A "Remove App" dialog box is overlaid on the bottom left, containing an information icon and text: "To request the deletion of your data in connection with your use of this app, please contact the app's developer. Learn more about Zoom's privacy practices in the Zoom Privacy Statement." Below this is a dropdown menu labeled "Select the reason for removing (Optional)". At the bottom of the dialog are "Remove" and "Cancel" buttons.

BetterMe